



NSSE 2019 Consortium Report

Honors Consortium

University of New Hampshire

This page intentionally left blank.

About This Consortium Report

Consortium Coordinator Andrew Cognard-Black, Coordinator, National Collegiate Honors Council, ajcognardblack@smcm.edu

Comparison Group

This section summarizes how your consortium comparison group was identified, including selection criteria and whether the default option was taken. This is followed by the resulting list of institutions represented in the 'Honors Consortium' column of this report.

Group label	Honors Consortium
Date submitted	5/16/19
How was this comparison group constructed?	Your institution retained the default comparison group (all consortium participants).
Group description	All other current- and prior-year (if applicable) NSSE institutions participating in consortium "Honors Consortium"

Honors Consortium (N=9)

- Middle Tennessee State University (Murfreesboro, TN)
- Mount Vernon Nazarene University (Mount Vernon, OH)
- Texas State University (San Marcos, TX)
- University of Baltimore, The (Baltimore, MD)
- University of Missouri (Columbia, MO)
- University of Missouri-St. Louis (Saint Louis, MO)
- University of Nebraska at Kearney (Kearney, NE)
- University of North Florida (Jacksonville, FL)
- University of Tennessee at Chattanooga, The (Chattanooga, TN)

First-Year Students

Item wording or description	Variable name	Values ^c	Response options	Frequency Distributions ^a				Statistical Comparisons ^b		
				UNH		Honors Consortium		UNH	Honors Consortium	
				Count	%	Count	%	Mean	Mean	Effect size ^d
1. How much do you agree or disagree with the following statements?										
a. I often discuss socio-political issues with my family or friends.	HON01a	1	Strongly disagree	39	8	263	6	3.3	3.4 *	-0.10
		2	Disagree	85	18	712	16			
		3	Neither agree nor disagree	112	25	996	23			
		4	Agree	151	34	1,744	39			
		5	Strongly agree	64	15	641	15			
			Total	451	100	4,356	100			
b. I find that studying gives me a feeling of deep personal satisfaction.	HON01b	1	Strongly disagree	13	3	226	6	3.3	3.4	-0.07
		2	Disagree	79	18	654	15			
		3	Neither agree nor disagree	142	32	1,139	27			
		4	Agree	180	39	1,766	40			
		5	Strongly agree	35	8	554	13			
			Total	449	100	4,339	100			
c. I spend a lot of free time learning more about interesting topics that have been discussed in my courses.	HON01c	1	Strongly disagree	20	4	171	4	3.1	3.2	-0.06
		2	Disagree	113	25	1,098	24			
		3	Neither agree nor disagree	167	37	1,372	32			
		4	Agree	121	27	1,366	32			
		5	Strongly agree	28	7	341	8			
			Total	449	100	4,348	100			
d. I find it difficult to admit when I have been wrong about an idea.	HON01d	1	Strongly disagree	21	5	343	9	2.8	2.8	.06
		2	Disagree	181	40	1,770	41			
		3	Neither agree nor disagree	121	27	1,009	23			
		4	Agree	114	25	1,006	22			
		5	Strongly agree	12	3	212	5			
			Total	449	100	4,340	100			
e. I think of my life in terms of giving back to society.	HON01e	1	Strongly disagree	8	2	106	3	3.4	3.5	-0.08
		2	Disagree	54	12	474	11			
		3	Neither agree nor disagree	165	37	1,383	32			
		4	Agree	172	37	1,859	42			
		5	Strongly agree	49	11	517	12			
			Total	448	100	4,339	100			
2. During your time at this institution, about how often have you taken a course that addresses issues from the perspectives of different fields of study?										
	HON02	1	Never	35	8	462	11	2.5	2.5 *	.11
		2	Sometimes	190	42	1,891	44			
		3	Often	162	36	1,462	34			
		4	Very Often	58	13	512	12			
			Total	445	100	4,327	100			
3. On a scale from 1 to 7, with 7 being "Very much" and 1 being "Not at all," to what extent do you feel that your college experience has done the following?										
a. Taught you how to handle adversity and failure	HON03a	1	Not at all	19	5	246	6	4.4	4.4	-0.04
		2		24	6	318	7			
		3		69	16	526	12			
		4		107	24	1,043	23			
		5		132	29	1,160	27			
		6		61	13	557	13			
		7	Very much	34	8	471	12			
			Total	446	100	4,321	100			

*p<.05, **p<.01, ***p<.001 (2-tailed); Refer to the endnotes page for the key to triangle symbols.

First-Year Students

Item wording or description	Variable name	Values ^c	Response options	Frequency Distributions ^a				Statistical Comparisons ^b		
				UNH		Honors Consortium		UNH	Honors Consortium	Effect size ^d
				Count	%	Count	%	Mean	Mean	
b. Increased your comfort with asking difficult questions or taking unconventional positions	HON03b	1	Not at all	18	5	218	5	4.4	4.5	-.08
		2		28	6	315	8			
		3		52	12	494	11			
		4		120	26	948	21			
		5		134	30	1,207	28			
		6		64	15	675	16			
		7	Very much	29	7	457	11			
		Total		445	100	4,314	100			
c. Encouraged you to explore new opportunities	HON03c	1	Not at all	9	2	111	3	5.0	5.1	-.09
		2		15	3	151	3			
		3		22	6	299	7			
		4		84	19	714	16			
		5		160	35	1,255	29			
		6		93	21	918	21			
		7	Very much	63	14	867	21			
		Total		446	100	4,315	100			
d. Made you feel that you are part of an academic community that encourages thoughtful reflection and intellectual growth	HON03d	1	Not at all	14	4	163	4	4.8	4.9	-.08
		2		18	4	190	4			
		3		26	6	372	9			
		4		113	25	801	19			
		5		142	32	1,193	27			
		6		77	16	857	20			
		7	Very much	54	12	728	17			
		Total		444	100	4,304	100			
e. Changed your life in positive ways	HON03e	1	Not at all	16	4	140	3	4.8	5.0 *	-.12
		2		17	4	165	4			
		3		42	9	325	8			
		4		98	22	858	20			
		5		123	28	1,133	26			
		6		73	16	838	20			
		7	Very much	75	17	851	20			
		Total		444	100	4,310	100			
4. During your time at this institution, to what extent have your courses . . .										
a. Inspired you to make connections between ideas from different fields of study?	HON04a	1	Not at all	12	3	143	4	4.5	4.7 *	-.13
		2		21	5	183	4			
		3		51	12	473	11			
		4		110	25	935	22			
		5		136	30	1,259	28			
		6		77	17	730	17			
		7	Very much	33	8	565	14			
		Total		440	100	4,288	100			
b. Delved deeply into complex issues?	HON04b	1	Not at all	12	3	142	3	4.4	4.7 **	-.14
		2		25	5	228	5			
		3		59	14	496	11			
		4		115	26	1,034	24			
		5		140	31	1,185	27			
		6		60	13	686	15			
		7	Very much	31	7	526	13			
		Total		442	100	4,297	100			

*p<.05, **p<.01, ***p<.001 (2-tailed); Refer to the endnotes page for the key to triangle symbols.

First-Year Students

Item wording or description	Variable name	Values ^c	Response options	Frequency Distributions ^a				Statistical Comparisons ^b		
				UNH		Honors Consortium		UNH	Honors Consortium	
				Count	%	Count	%	Mean	Mean	Effect size ^d
5. To what extent...										
a. Do you feel free to express your personal views on politics in class or in social spaces on campus?	HON05a	1	Not at all	36	9	324	8	4.3	4.4	-.06
		2		18	4	355	8			
		3		56	12	520	11			
		4		116	27	939	22			
		5		118	26	956	22			
		6		59	14	638	15			
		7	Very much	39	9	559	14			
	Total	442	100	4,291	100					
b. Have advisors at this institution encouraged you to take courses outside your major in order to broaden your intellectual horizons?	HON05b	1	Not at all	40	9	688	18	4.2	3.7 ***	.29
		2		36	7	508	12			
		3		56	12	596	14			
		4		106	25	862	21			
		5		113	25	836	19			
		6		48	11	427	9			
		7	Very much	43	11	372	8			
	Total	442	100	4,289	100					
c. Do you prefer to eliminate uncertainty when confronted with conflicting views on a topic?	HON05c	1	Not at all	13	3	133	3	4.3	4.6 **	-.15
		2		25	5	218	5			
		3		50	11	448	10			
		4		170	38	1,393	33			
		5		120	27	1,089	25			
		6		37	9	503	12			
		7	Very much	27	7	475	12			
	Total	442	100	4,259	100					
d. Are you interested in taking a course on a topic outside of your major area(s) or comfort zone?	HON05d	1	Not at all	17	5	263	7	4.7	4.6	.07
		2		17	4	282	6			
		3		35	9	451	11			
		4		106	24	833	20			
		5		128	28	1,115	26			
		6		78	17	644	14			
		7	Very much	61	13	690	17			
	Total	442	100	4,278	100					
6. Would you be willing to take a position that you thought was correct or inventive, even if you thought it might be challenged by a professor or other person in authority?										
	HON06	1	Definitely no	7	2	77	2	3.0	3.1	-.09
		2	Probably no	82	18	766	17			
		3	Probably yes	259	57	2,255	52			
		4	Definitely yes	92	23	1,162	29			
		Total		440	100	4,260	100			

*p<.05, **p<.01, ***p<.001 (2-tailed); Refer to the endnotes page for the key to triangle symbols.

First-Year Students

Item wording or description	Variable name	Values ^c	Response options	Frequency Distributions ^a				Statistical Comparisons ^b			
				UNH		Honors Consortium		UNH	Honors Consortium	Effect size ^d	
				Count	%	Count	%	Mean	Mean		
7. Which of the following have you done or do you plan to do before you graduate?^j											
a. Present the results of research, scholarly activities, or creative works at a formal conference or exhibition <i>on your own campus</i>	HON07a (Means indicate the percentage who responded "Done or in progress.")		Have not decided	154	36	1,404	33	5%	4%	.06	
			Do not plan to do	111	25	1,236	29				
			Plan to do	153	34	1,447	34				
			Done or in progress	20	5	152	4				
			Total	438	100	4,239	100				
b. Present the results of research, scholarly activities, or creative works <i>off campus</i> at an academic conference, exhibition, or other venue	HON07b (Means indicate the percentage who responded "Done or in progress.")		Have not decided	190	44	1,529	36	2%	2%	-.04	
			Do not plan to do	118	26	1,346	32				
			Plan to do	121	28	1,252	29				
			Done or in progress	7	2	100	2				
			Total	436	100	4,227	100				
8. How important is each one of the following to you personally?											
a. Making a lot of money	HON08a	1	Not very important	10	3	162	4	3.7	3.4 ***	.29	
			2	Somewhat important	37	8	663				15
			3	Moderately important	98	22	1,282				30
			4	Pretty important	196	43	1,503				35
			5	Extremely important	95	23	636				16
			Total	436	100	4,246	100				
b. Using my creativity to make artistic works or new contributions in a field	HON08b	1	Not very important	56	13	451	11	3.1	3.2	-.08	
			2	Somewhat important	70	15	795				19
			3	Moderately important	131	30	1,121				26
			4	Pretty important	131	30	1,189				28
			5	Extremely important	47	11	682				17
			Total	435	100	4,238	100				
c. Making a difference in the world	HON08c	1	Not very important	6	2	116	3	3.9	4.0	-.05	
			2	Somewhat important	34	9	309				7
			3	Moderately important	79	18	763				19
			4	Pretty important	174	39	1,425				33
			5	Extremely important	142	32	1,626				38
			Total	435	100	4,239	100				
d. Having a job that reflects my personality, interests, and values	HON08d	1	Not very important	3	1	58	1	4.3	4.3	-.01	
			2	Somewhat important	15	4	191				4
			3	Moderately important	38	9	368				9
			4	Pretty important	167	38	1,422				34
			5	Extremely important	213	48	2,201				51
			Total	436	100	4,240	100				
e. Arriving at a personal understanding of the meaning and purpose of life	HON08e	1	Not very important	15	4	144	3	3.8	3.9	-.09	
			2	Somewhat important	33	7	368				9
			3	Moderately important	87	20	760				18
			4	Pretty important	171	38	1,387				33
			5	Extremely important	130	30	1,579				37
			Total	436	100	4,238	100				
f. Becoming a leader in the community or in my profession	HON08f	1	Not very important	27	7	247	6	3.6	3.6	.01	
			2	Somewhat important	43	10	530				12
			3	Moderately important	108	25	1,075				25
			4	Pretty important	155	35	1,297				30
			5	Extremely important	102	24	1,092				26
			Total	435	100	4,241	100				

*p<.05, **p<.01, ***p<.001 (2-tailed); Refer to the endnotes page for the key to triangle symbols.

First-Year Students

Item wording or description	Variable name	Values ^c	Response options	Frequency Distributions ^a				Statistical Comparisons ^b		
				UNH		Honors Consortium		UNH	Honors Consortium	Effect size ^d
				Count	%	Count	%	Mean	Mean	
9. During the current school year, how often do you exercise or get other physical activity that causes noticeable increases in your breathing or heart rate?										
	HON09	1	Less than once a month	16	4	392	9	4.6	4.3 ***	.20 ▲
		2	Once a month	18	4	266	6			
		3	Several times a month	44	11	456	10			
		4	Once a week	64	14	688	16			
		5	Several times a week	221	50	1,672	40			
		6	Daily	72	17	758	18			
		Total		435	100	4,232	100			
10. During the current school year, about how often have you. . .										
a. Felt overwhelmed by all you had to do?	HON10a	1	Never	7	2	82	2	2.9	3.1 ***	-.18 ▼
		2	Sometimes	142	35	1,108	27			
		3	Often	147	33	1,348	32			
		4	Very often	141	30	1,699	39			
		Total		437	100	4,237	100			
b. Felt so depressed that it was difficult to function?	HON10b	1	Never	160	38	1,338	31	2.0	2.2 ***	-.23 ▼
		2	Sometimes	161	37	1,435	33			
		3	Often	73	16	740	18			
		4	Very often	44	9	730	17			
		Total		438	100	4,243	100			
c. Felt so stressed that it affected your personal life or academics?	HON10c	1	Never	65	17	597	15	2.4	2.6 ***	-.18 ▼
		2	Sometimes	178	41	1,448	35			
		3	Often	112	25	1,113	26			
		4	Very often	81	17	1,080	25			
		Total		436	100	4,238	100			
d. Felt mentally or emotionally exhausted?	HON10d	1	Never	31	8	245	6	2.7	2.9 ***	-.25 ▼
		2	Sometimes	163	39	1,240	30			
		3	Often	135	30	1,277	31			
		4	Very often	105	23	1,449	33			
		Total		434	100	4,211	100			
11. Are you in an honors program or honors college at your institution?^j										
	HON11		No	361	82	3,240	76	17%	23% **	-.14 ▼
	(Means indicate the percentage who responded "Yes.")		Yes	74	17	969	23			
			Not applicable, to my knowledge my inst. does not have an honors program or college	3	1	38	1			
			Total	438	100	4,247	100			
12. Did you vote in the Congressional midterm elections in November 2018?^j										
	HON12		No	205	46	1,953	45	46%	46%	.01
	(Means indicate the percentage who responded "Yes.")		Yes	202	46	1,905	46			
			Not sure	15	4	138	4			
			I was not old enough/eligible to vote on November 6, 2018	17	3	258	6			
			Total	439	100	4,254	100			

*p<.05, **p<.01, ***p<.001 (2-tailed); Refer to the endnotes page for the key to triangle symbols.

Seniors

Item wording or description	Variable name	Values ^c	Response options	Frequency Distributions ^a				Statistical Comparisons ^b		
				UNH		Honors Consortium		UNH	Honors Consortium	
				Count	%	Count	%	Mean	Mean	Effect size ^d
1. How much do you agree or disagree with the following statements?										
a. I often discuss socio-political issues with my family or friends.	HON01a	1	Strongly disagree	24	4	292	5	3.5	3.6	-.06
		2	Disagree	97	15	876	14			
		3	Neither agree nor disagree	141	23	1,101	18			
		4	Agree	243	40	2,649	43			
		5	Strongly agree	109	18	1,191	20			
		Total		614	100	6,109	100			
b. I find that studying gives me a feeling of deep personal satisfaction.	HON01b	1	Strongly disagree	43	7	289	5	3.3	3.5 ***	-.18
		2	Disagree	92	15	911	15			
		3	Neither agree nor disagree	192	31	1,508	25			
		4	Agree	234	38	2,523	41			
		5	Strongly agree	57	9	868	15			
		Total		618	100	6,099	100			
c. I spend a lot of free time learning more about interesting topics that have been discussed in my courses.	HON01c	1	Strongly disagree	24	4	207	3	3.3	3.4 *	-.10
		2	Disagree	122	19	1,167	18			
		3	Neither agree nor disagree	178	29	1,574	26			
		4	Agree	241	40	2,488	42			
		5	Strongly agree	52	9	661	11			
		Total		617	100	6,097	100			
d. I find it difficult to admit when I have been wrong about an idea.	HON01d	1	Strongly disagree	45	8	631	11	2.8	2.5 ***	.22
		2	Disagree	243	39	2,954	49			
		3	Neither agree nor disagree	154	25	1,157	18			
		4	Agree	152	24	1,126	18			
		5	Strongly agree	21	3	222	3			
		Total		615	100	6,090	100			
e. I think of my life in terms of giving back to society.	HON01e	1	Strongly disagree	15	3	121	2	3.5	3.6 ***	-.17
		2	Disagree	83	14	613	10			
		3	Neither agree nor disagree	185	30	1,656	27			
		4	Agree	248	39	2,660	43			
		5	Strongly agree	85	13	1,045	17			
		Total		616	100	6,095	100			
2. During your time at this institution, about how often have you taken a course that addresses issues from the perspectives of different fields of study?										
	HON02	1	Never	33	6	499	9	2.6	2.5	.04
		2	Sometimes	289	47	2,686	44			
		3	Often	200	33	1,940	32			
		4	Very Often	91	15	945	15			
		Total		613	100	6,070	100			
3. On a scale from 1 to 7, with 7 being "Very much" and 1 being "Not at all," to what extent do you feel that your college experience has done the following?										
a. Taught you how to handle adversity and failure	HON03a	1	Not at all	37	6	314	6	4.6	4.8 **	-.12
		2		27	4	323	5			
		3		68	11	525	9			
		4		142	23	1,133	19			
		5		173	28	1,620	26			
		6		108	18	1,135	18			
		7	Very much	58	10	1,003	17			
		Total		613	100	6,053	100			

*p<.05, **p<.01, ***p<.001 (2-tailed); Refer to the endnotes page for the key to triangle symbols.

Seniors

Item wording or description	Variable name	Values ^c	Response options	Frequency Distributions ^a				Statistical Comparisons ^b		
				UNH		Honors Consortium		UNH	Honors Consortium	
				Count	%	Count	%	Mean	Mean	Effect size ^d
b. Increased your comfort with asking difficult questions or taking unconventional positions	HON03b	1	Not at all	19	3	274	6	4.8	4.9	-.06
		2		21	3	295	5			
		3		62	11	512	8			
		4		126	20	995	16			
		5		199	32	1,681	27			
		6		125	21	1,312	21			
		7	Very much	61	10	984	17			
	Total	613	100	6,053	100					
c. Encouraged you to explore new opportunities	HON03c	1	Not at all	13	2	149	3	5.1	5.3 **	-.13
		2		21	4	181	3			
		3		40	7	375	6			
		4		99	17	794	13			
		5		180	29	1,461	23			
		6		153	24	1,611	26			
		7	Very much	107	17	1,480	24			
	Total	613	100	6,051	100					
d. Made you feel that you are part of an academic community that encourages thoughtful reflection and intellectual growth	HON03d	1	Not at all	23	4	229	5	4.9	5.0	-.06
		2		20	3	253	5			
		3		53	10	457	8			
		4		101	17	954	15			
		5		170	27	1,541	25			
		6		149	24	1,401	22			
		7	Very much	94	15	1,216	20			
	Total	610	100	6,051	100					
e. Changed your life in positive ways	HON03e	1	Not at all	15	3	141	3	5.3	5.4	-.05
		2		9	2	157	3			
		3		32	6	332	6			
		4		98	17	850	14			
		5		145	23	1,398	23			
		6		166	27	1,414	23			
		7	Very much	147	23	1,761	29			
	Total	612	100	6,053	100					
4. During your time at this institution, to what extent have your courses . . .										
a. Inspired you to make connections between ideas from different fields of study?	HON04a	1	Not at all	17	3	167	3	4.9	5.0 *	-.10
		2		16	3	214	4			
		3		51	9	499	8			
		4		128	22	1,092	18			
		5		187	30	1,655	27			
		6		133	21	1,248	21			
		7	Very much	78	12	1,153	19			
	Total	610	100	6,028	100					
b. Delved deeply into complex issues?	HON04b	1	Not at all	16	3	154	3	4.9	5.0	-.06
		2		13	2	240	4			
		3		49	8	505	8			
		4		118	20	1,044	17			
		5		192	31	1,618	26			
		6		145	23	1,300	21			
		7	Very much	78	12	1,168	20			
	Total	611	100	6,029	100					

*p<.05, **p<.01, ***p<.001 (2-tailed); Refer to the endnotes page for the key to triangle symbols.

Seniors

Item wording or description	Variable name	Values ^c	Response options	Frequency Distributions ^a				Statistical Comparisons ^b		
				UNH		Honors Consortium		UNH	Honors Consortium	
				Count	%	Count	%	Mean	Mean	Effect size ^d
5. To what extent...										
a. Do you feel free to express your personal views on politics in class or in social spaces on campus?	HON05a	1	Not at all	76	14	618	11	4.1	4.3	-.06
		2		35	6	540	9			
		3		77	13	740	12			
		4		125	20	1,210	20			
		5		142	23	1,251	20			
		6		93	15	878	15			
		7	Very much	60	9	782	14			
	Total	608	100	6,019	100					
b. Have advisors at this institution encouraged you to take courses outside your major in order to broaden your intellectual horizons?	HON05b	1	Not at all	84	14	1,416	27	3.9	3.4 ***	.22
		2		67	11	751	12			
		3		90	14	775	12			
		4		129	21	979	16			
		5		129	21	988	15			
		6		66	11	601	9			
		7	Very much	43	7	514	8			
	Total	608	100	6,024	100					
c. Do you prefer to eliminate uncertainty when confronted with conflicting views on a topic?	HON05c	1	Not at all	22	4	294	5	4.4	4.4	.00
		2		34	6	327	6			
		3		68	11	670	11			
		4		189	31	1,822	30			
		5		171	28	1,500	24			
		6		74	12	802	14			
		7	Very much	50	8	579	10			
	Total	608	100	5,994	100					
d. Are you interested in taking a course on a topic outside of your major area(s) or comfort zone?	HON05d	1	Not at all	35	6	491	10	4.8	4.7	.03
		2		31	6	374	6			
		3		50	8	483	8			
		4		107	18	910	15			
		5		165	26	1,381	22			
		6		108	18	1,055	17			
		7	Very much	113	18	1,321	22			
	Total	609	100	6,015	100					
6. Would you be willing to take a position that you thought was correct or inventive, even if you thought it might be challenged by a professor or other person in authority?										
	HON06	1	Definitely no	8	1	118	2	3.1	3.2	-.01
		2	Probably no	87	13	916	14			
		3	Probably yes	332	55	3,100	51			
		4	Definitely yes	181	30	1,864	33			
			Total	608	100	5,998	100			

*p<.05, **p<.01, ***p<.001 (2-tailed); Refer to the endnotes page for the key to triangle symbols.

Seniors

				Frequency Distributions ^a				Statistical Comparisons ^b			
				UNH		Honors Consortium		UNH	Honors Consortium		
Item wording or description	Variable name	Values ^c	Response options	Count	%	Count	%	Mean	Mean	Effect size ^d	
7. Which of the following have you done or do you plan to do before you graduate?^j											
a. Present the results of research, scholarly activities, or creative works at a formal conference or exhibition <i>on your own campus</i>	HON07a <i>(Means indicate the percentage who responded "Done or in progress.")</i>		Have not decided	50	9	684	12	32%	17% ***	.35	
			Do not plan to do	240	38	3,165	53				
			Plan to do	127	22	1,076	18				
			Done or in progress	190	32	1,054	17				
			Total	607	100	5,979	100				
b. Present the results of research, scholarly activities, or creative works <i>off campus</i> at an academic conference, exhibition, or other venue	HON07b <i>(Means indicate the percentage who responded "Done or in progress.")</i>		Have not decided	76	13	782	14	14%	11% *	.09	
			Do not plan to do	351	57	3,600	60				
			Plan to do	96	16	913	16				
			Done or in progress	83	14	671	11				
			Total	606	100	5,966	100				
8. How important is each one of the following to you personally?											
a. Making a lot of money	HON08a	1	Not very important	24	4	351	6	3.5	3.3 ***	.17	
			2	Somewhat important	100	16	1,033				17
			3	Moderately important	156	25	1,923				32
			4	Pretty important	226	37	1,987				33
			5	Extremely important	101	17	698				12
			Total	607	100	5,992	100				
b. Using my creativity to make artistic works or new contributions in a field	HON08b	1	Not very important	89	15	750	13	2.9	3.1 ***	-.16	
			2	Somewhat important	134	22	1,147				19
			3	Moderately important	166	27	1,526				25
			4	Pretty important	162	26	1,633				27
			5	Extremely important	56	9	922				16
			Total	607	100	5,978	100				
c. Making a difference in the world	HON08c	1	Not very important	24	4	157	3	3.8	4.0 ***	-.20	
			2	Somewhat important	56	10	443				8
			3	Moderately important	119	21	977				17
			4	Pretty important	213	34	1,949				32
			5	Extremely important	194	31	2,453				40
			Total	606	100	5,979	100				
d. Having a job that reflects my personality, interests, and values	HON08d	1	Not very important	16	3	89	1	4.1	4.3 ***	-.24	
			2	Somewhat important	38	7	242				4
			3	Moderately important	72	13	516				9
			4	Pretty important	209	34	2,008				34
			5	Extremely important	270	43	3,115				51
			Total	605	100	5,970	100				
e. Arriving at a personal understanding of the meaning and purpose of life	HON08e	1	Not very important	33	5	269	5	3.7	3.9 ***	-.15	
			2	Somewhat important	55	10	427				8
			3	Moderately important	126	21	1,046				17
			4	Pretty important	203	33	1,930				31
			5	Extremely important	190	30	2,301				39
			Total	607	100	5,973	100				
f. Becoming a leader in the community or in my profession	HON08f	1	Not very important	32	6	330	6	3.6	3.6	-.03	
			2	Somewhat important	74	12	675				12
			3	Moderately important	138	23	1,359				23
			4	Pretty important	216	35	1,892				31
			5	Extremely important	146	24	1,719				28
			Total	606	100	5,975	100				

*p<.05, **p<.01, ***p<.001 (2-tailed); Refer to the endnotes page for the key to triangle symbols.

Seniors

Item wording or description	Variable name	Values ^c	Response options	Frequency Distributions ^a				Statistical Comparisons ^b		
				UNH		Honors Consortium		UNH	Honors Consortium	Effect size ^d
				Count	%	Count	%	Mean	Mean	
9. During the current school year, how often do you exercise or get other physical activity that causes noticeable increases in your breathing or heart rate?										
	HON09	1	Less than once a month	34	5	559	10	4.5	4.2 ***	.22 ▲
		2	Once a month	21	3	420	7			
		3	Several times a month	73	12	746	12			
		4	Once a week	94	16	948	16			
		5	Several times a week	266	44	2,448	41			
		6	Daily	116	20	868	15			
		Total		604	100	5,989	100			
10. During the current school year, about how often have you. . .										
a. Felt overwhelmed by all you had to do?	HON10a	1	Never	14	3	118	2	3.0	3.1	-.04
		2	Sometimes	161	28	1,526	28			
		3	Often	187	31	1,861	31			
		4	Very often	247	38	2,480	40			
		Total		609	100	5,985	100			
b. Felt so depressed that it was difficult to function?	HON10b	1	Never	235	40	2,225	38	2.0	2.0	-.07
		2	Sometimes	215	35	2,099	35			
		3	Often	93	16	927	15			
		4	Very often	62	10	735	12			
		Total		605	100	5,986	100			
c. Felt so stressed that it affected your personal life or academics?	HON10c	1	Never	74	13	854	16	2.5	2.5	.00
		2	Sometimes	240	40	2,236	38			
		3	Often	159	26	1,495	24			
		4	Very often	133	21	1,404	23			
		Total		606	100	5,989	100			
d. Felt mentally or emotionally exhausted?	HON10d	1	Never	43	8	400	7	2.7	2.8 *	-.09 ▼
		2	Sometimes	211	36	1,924	33			
		3	Often	187	30	1,745	29			
		4	Very often	165	26	1,904	31			
		Total		606	100	5,973	100			
11. Are you in an honors program or honors college at your institution?^j										
	HON11		No	494	82	4,616	78	16%	21% **	-.12 ▼
			Yes	104	16	1,252	21			
			Not applicable, to my knowledge my inst. does not have an honors program or college	10	2	117	2			
			(Means indicate the percentage who responded "Yes.")							
		Total		608	100	5,985	100			
12. Did you vote in the Congressional midterm elections in November 2018?^j										
	HON12		No	191	32	2,019	33	63%	63%	.01
			Yes	389	63	3,718	63			
			Not sure	22	3	152	2			
			I was not old enough/eligible to vote on November 6, 2018	8	1	111	2			
		Total		610	100	6,000	100			

*p<.05, **p<.01, ***p<.001 (2-tailed); Refer to the endnotes page for the key to triangle symbols.

First-Year Students

Variable name	N	Mean		Standard error ^f		Standard deviation ^g		DF ^h	Sig. ⁱ	Effect size ^d
	UNH	UNH	Honors Consortium	UNH	Honors Consortium	UNH	Honors Consortium			
HON01a	449	3.29	3.41	.055	.018	1.17	1.11	4,286	.040	-.10
HON01b	447	3.30	3.38	.045	.017	0.95	1.07	586	.111	-.07
HON01c	447	3.09	3.15	.046	.016	0.98	1.01	562	.193	-.06
HON01d	447	2.81	2.75	.046	.017	0.97	1.05	576	.237	.06
HON01e	446	3.43	3.50	.044	.015	0.92	0.94	4,264	.127	-.08
HON02	443	2.55	2.46	.039	.014	0.82	0.83	4,257	.034	.11
HON03a	444	4.37	4.44	.070	.026	1.48	1.61	572	.376	-.04
HON03b	443	4.40	4.53	.069	.026	1.46	1.60	572	.079	-.08
HON03c	444	4.98	5.11	.065	.024	1.36	1.50	575	.065	-.09
HON03d	441	4.76	4.89	.068	.026	1.43	1.58	573	.081	-.08
HON03e	441	4.82	5.00	.074	.025	1.56	1.55	4,238	.018	-.12
HON04a	437	4.55	4.74	.067	.025	1.41	1.51	4,213	.012	-.13
HON04b	439	4.45	4.66	.067	.024	1.40	1.50	4,223	.005	-.14
HON05a	439	4.32	4.43	.077	.028	1.61	1.74	564	.185	-.06
HON05b	439	4.24	3.72	.081	.030	1.69	1.85	567	.000	.29
HON05c	439	4.34	4.55	.063	.023	1.32	1.44	567	.002	-.15
HON05d	439	4.73	4.60	.073	.028	1.52	1.71	575	.116	.07
HON06	437	3.02	3.09	.033	.012	0.69	0.72	553	.058	-.09
HON07a ^k	435	.050	.037	.0104	.0031	--	--	--	.181	.06
HON07b ^k	434	.019	.024	.0065	.0025	--	--	--	.508	-.04
HON08a	434	3.74	3.45	.048	.017	1.00	1.04	546	.000	.29
HON08b	433	3.10	3.20	.057	.020	1.19	1.23	545	.105	-.08
HON08c	432	3.91	3.96	.048	.017	1.01	1.06	4,159	.332	-.05
HON08d	434	4.29	4.30	.041	.015	0.85	0.89	4,165	.826	-.01
HON08e	433	3.83	3.92	.052	.018	1.07	1.09	4,165	.092	-.09
HON08f	432	3.59	3.58	.056	.019	1.16	1.17	4,168	.919	.01
HON09	432	4.56	4.27	.058	.025	1.21	1.50	594	.000	.20
HON10a	434	2.91	3.07	.041	.014	0.85	0.86	4,165	.000	-.18
HON10b	435	1.97	2.21	.046	.017	0.95	1.07	568	.000	-.23
HON10c	432	2.43	2.61	.046	.017	0.96	1.01	548	.000	-.18
HON10d	431	2.68	2.91	.044	.015	0.91	0.93	4,141	.000	-.25
HON11 ^k	435	.171	.227	.0181	.0068	--	--	--	.009	-.14
HON12 ^k	436	.464	.458	.0239	.0081	--	--	--	.805	.01

See the endnotes on the last page of this report.





Seniors

Variable name	N	Mean		Standard error ^f		Standard deviation ^g		DF ^h	Sig. ⁱ	Effect size ^d
	UNH	UNH	Honors Consortium	UNH	Honors Consortium	UNH	Honors Consortium			
HON01a	617	3.53	3.59	.043	.016	1.07	1.10	5,497	.172	-.06
HON01b	621	3.26	3.45	.042	.015	1.05	1.06	5,497	.000	-.18
HON01c	621	3.30	3.40	.040	.014	1.00	1.01	5,496	.019	-.10
HON01d	618	2.76	2.53	.041	.015	1.01	1.02	5,488	.000	.22
HON01e	619	3.46	3.62	.040	.014	0.98	0.97	5,487	.000	-.17
HON02	616	2.56	2.53	.033	.012	0.81	0.86	802	.343	.04
HON03a	616	4.56	4.76	.063	.024	1.55	1.68	809	.003	-.12
HON03b	616	4.75	4.86	.057	.024	1.42	1.64	839	.103	-.06
HON03c	616	5.06	5.26	.058	.022	1.45	1.54	803	.002	-.13
HON03d	612	4.89	4.99	.062	.024	1.54	1.64	5,450	.138	-.06
HON03e	616	5.28	5.35	.059	.022	1.46	1.53	5,455	.273	-.05
HON04a	613	4.86	5.00	.057	.022	1.42	1.54	809	.017	-.10
HON04b	614	4.92	5.01	.056	.022	1.40	1.55	818	.131	-.06
HON05a	611	4.14	4.26	.073	.027	1.81	1.85	5,422	.160	-.06
HON05b	612	3.85	3.41	.072	.029	1.77	1.98	819	.000	.22
HON05c	611	4.43	4.44	.058	.022	1.43	1.53	799	.914	.00
HON05d	613	4.79	4.74	.068	.027	1.69	1.88	818	.457	.03
HON06	612	3.14	3.15	.028	.011	0.68	0.73	800	.731	-.01
HON07a ^k	611	.319	.169	.0189	.0054	--	--	--	.000	.35
HON07b ^k	610	.140	.111	.0141	.0045	--	--	--	.034	.09
HON08a	611	3.47	3.29	.043	.015	1.07	1.07	5,396	.000	.17
HON08b	611	2.93	3.13	.049	.018	1.20	1.27	795	.000	-.16
HON08c	610	3.77	3.98	.045	.016	1.12	1.08	759	.000	-.20
HON08d	609	4.07	4.29	.042	.013	1.05	0.91	729	.000	-.24
HON08e	611	3.74	3.91	.047	.017	1.15	1.14	5,375	.000	-.15
HON08f	610	3.60	3.64	.046	.017	1.15	1.19	5,383	.462	-.03
HON09	607	4.49	4.17	.053	.022	1.32	1.49	817	.000	.22
HON10a	613	3.04	3.07	.036	.013	0.88	0.87	5,391	.412	-.04
HON10b	609	1.96	2.02	.039	.015	0.97	1.01	5,386	.126	-.07
HON10c	610	2.54	2.54	.039	.015	0.96	1.01	787	.967	.00
HON10d	610	2.75	2.83	.038	.014	0.93	0.95	5,384	.041	-.09
HON11 ^k	612	.161	.206	.0149	.0058	--	--	--	.009	-.12
HON12 ^k	614	.631	.626	.0195	.0070	--	--	--	.797	.01

Endnotes

- a. Column percentages are weighted by institution-reported sex and enrollment status (and institution size for comparison groups). Percentages may not sum to 100 due to rounding. Counts are unweighted; column percentages cannot be replicated from counts.
- b. All statistics are weighted by institution-reported sex and enrollment status (and institution size for comparison groups). Unless otherwise noted, statistical comparisons are two-tailed independent t -tests. Items with categorical response sets are left blank.
- c. These are the values used to calculate means. For the majority of items, these values match the codes in the data file and codebook.
- d. Effect size for independent t -tests uses Cohen's d ; z -tests use Cohen's h .
- e. Statistics are weighted by institution-reported sex and enrollment status (and institution size for comparison groups). Categorical items are not listed.
- f. The 95% confidence interval for the population mean is equal to the sample mean plus or minus 1.96 times the standard error of the mean.
- g. A measure of the amount individual scores deviate from the mean of all the scores in the distribution.
- h. Degrees of freedom used to compute the t -tests. Values differ from N s due to weighting and whether equal variances were assumed.
- i. Statistical comparisons are two-tailed independent t -tests or z -tests. Statistical significance represents the probability that the difference between your students' mean and that of the students in the comparison group is due to chance.
- j. Statistical comparison uses z -test to compare the proportion who responded (depending on the item) "Done or in progress" or "Yes" with all who responded otherwise.
- k. Mean represents the proportion who responded (depending on the item) "Done or in progress" or "Yes."

Key to symbols:

-  **Your students' average** was significantly higher ($p < .05$) with an effect size at least .3 in magnitude.
-  **Your students' average** was significantly higher ($p < .05$) with an effect size less than .3 in magnitude.
-  **Your students' average** was significantly lower ($p < .05$) with an effect size less than .3 in magnitude.
-  **Your students' average** was significantly lower ($p < .05$) with an effect size at least .3 in magnitude.

Note: It is important to interpret the direction of differences relative to item wording and your institutional context.